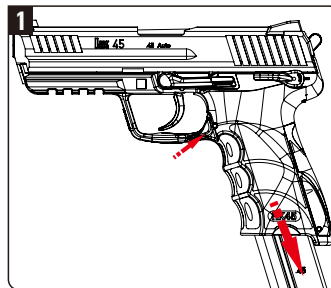
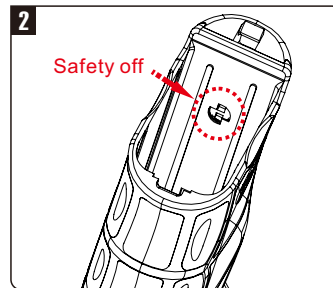


# HK45 HAMMER SAFETY MANUAL

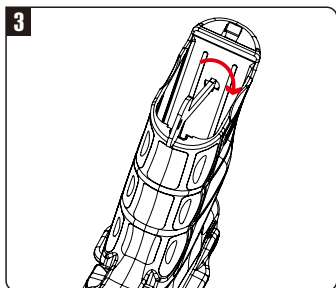
## HK45系列擊錘保險說明書



1 Press the Magazine Catch and remove the magazine.  
按壓彈匣釋放鈕並卸下彈匣。

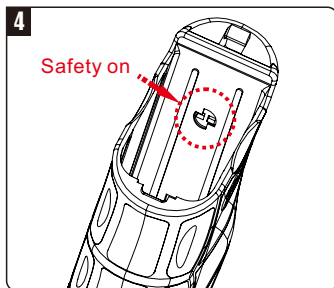


2 The Hammer Safety adjust hole of the grip is as shown in the picture.  
手槍握把內側擊錘保險孔位如圖。




3 Use the special HOP adjustment wrench to insert the Hammer Safety Adjust Hole and rotate it.

使用HK45系列專用HOP調整扳手插入擊錘保險孔位中並旋轉。



4 The Hammer Safety Adjust Hole position is horizontal for safety locked.  
將擊錘保險孔位轉為圖示。



5 When the safety is locked, the hammer and slide will be locked.

**Warning:** If the slide is pulled vigorously when the safety is locked, the internal mechanism will be deformed.

當擊錘保險鎖定後，會將擊錘鎖住，並拉動滑套。  
請注意：在關保險狀態請勿大力拉動滑套，  
有機率造成槍枝內部結構變形。



VegaForce Company  
<http://www.vegaforce.com>

**No Compromise? GET VFC!**

For Airsoft use only. Made in Taiwan