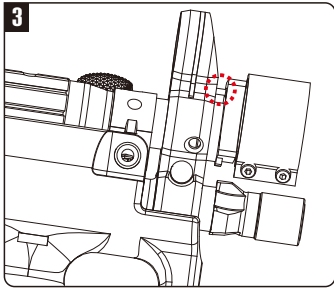


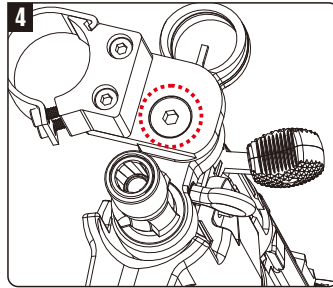
How To INSTALL THE MP5 M21 LIGHT MOUNT

CR-VF21-0025

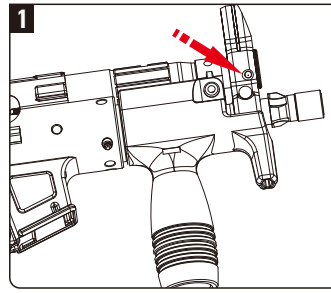
如何安裝MP5 M21槍燈座



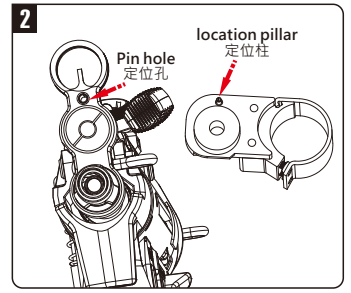
Install the M21 mount into the MP5 front sight body.
將M21 燈座放入MP5準星座內。



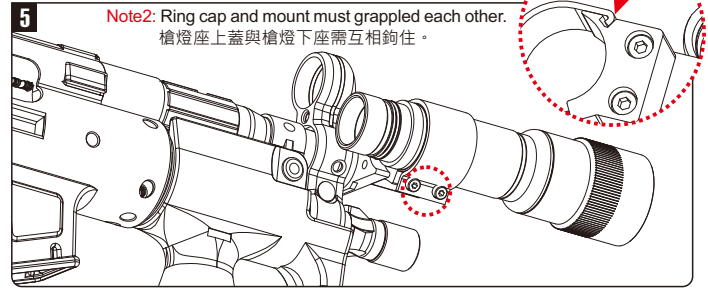
Use 4mm Allen key to lock the M21 mount on the MP5 front sight body.
使用4mm六角扳手將M21槍燈座鎖在MP5前準星座上。



Remove Plug from front sight body of MP5 by depressing detente on side of sight body (use a small screw driver or key) then withdraw the Plug.
按壓MP5 準星前蓋卡榫，移除準星前蓋。



M21 mount location pillar must put into the pin hole on the MP5 front sight.
M21 燈座定位柱對準MP5前準星定位孔。



loose two screws of the M21 mount. Put the flash light into the M21 mount and locking the screws.
鬆開M21槍燈座螺絲將槍燈放入M21槍燈座並鎖緊螺絲。

Note1: M21 light mount only can use on 1 inch diameter flash light body
M21槍燈座適用直徑25mm槍燈桶身。



CRUSADER™
<http://www.facebook.com/CrusaderTECH>

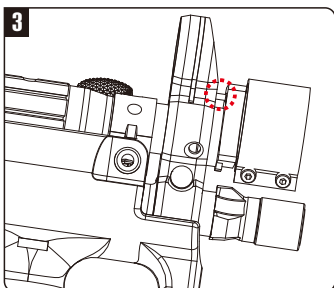
Crusader feeds your needs

For Airsoft use only. Made in Taiwan

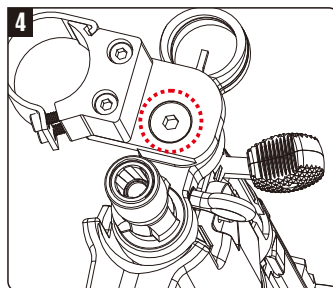
How To INSTALL THE MP5 M21 LIGHT MOUNT

CR-VF21-0025

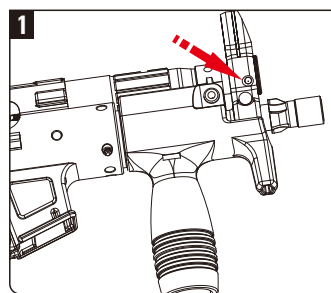
如何安裝MP5 M21槍燈座



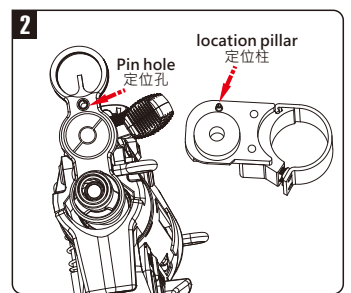
Install the M21 mount into the MP5 front sight body.
將M21 燈座放入MP5準星座內。



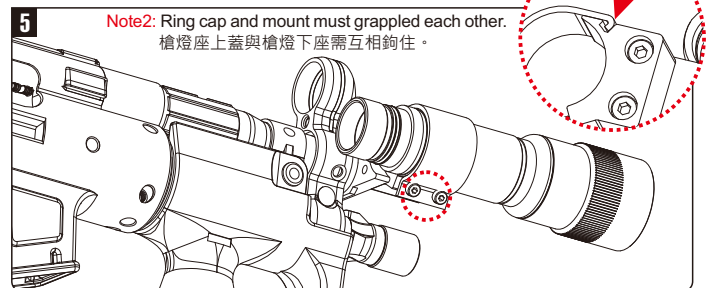
Use 4mm Allen key to lock the M21 mount on the MP5 front sight body.
使用4mm六角扳手將M21槍燈座鎖在MP5前準星座上。



Remove Plug from front sight body of MP5 by depressing detente on side of sight body (use a small screw driver or key) then withdraw the Plug.
按壓MP5 準星前蓋卡榫，移除準星前蓋。



M21 mount location pillar must put into the pin hole on the MP5 front sight.
M21 燈座定位柱對準MP5前準星定位孔。



loose two screws of the M21 mount. Put the flash light into the M21 mount and locking the screws.
鬆開M21槍燈座螺絲將槍燈放入M21槍燈座並鎖緊螺絲。

Note1: M21 light mount only can use on 1 inch diameter flash light body
M21槍燈座適用直徑25mm槍燈桶身。



CRUSADER™
<http://www.facebook.com/CrusaderTECH>

Crusader feeds your needs

For Airsoft use only. Made in Taiwan